

# Teralux PTZ Flood Light Smart CCTV User Manual



**Teralux Office**

Komp. Ruko Harmoni Mas, Jl. Jemb. Dua Raya  
No.15 blok A, RT.1/RW.3, Pejagalan, Penjaringan,  
North Jakarta City, Jakarta 14450

# Teralux Smart Doorlock Biosecure F8

The TERALUX Smart Security Floodlight PTZ CCTV is an all-in-one outdoor surveillance solution that combines a high-resolution PTZ camera, powerful LED floodlight, and intelligent AI security features. Designed for reliable exterior protection, it delivers full-color night vision, wide-area coverage, real-time alerts, and seamless control through the Tuya Smart Life app, making it ideal for residential and commercial security needs.

## Features

Equipped with a high-resolution image sensor, the camera captures sharp details for clear face and vehicle identification, ensuring reliable monitoring day and night.

With 355° pan and 90° tilt rotation, the PTZ system provides near-360° coverage, reducing blind spots and allowing flexible remote viewing from a single installation point.

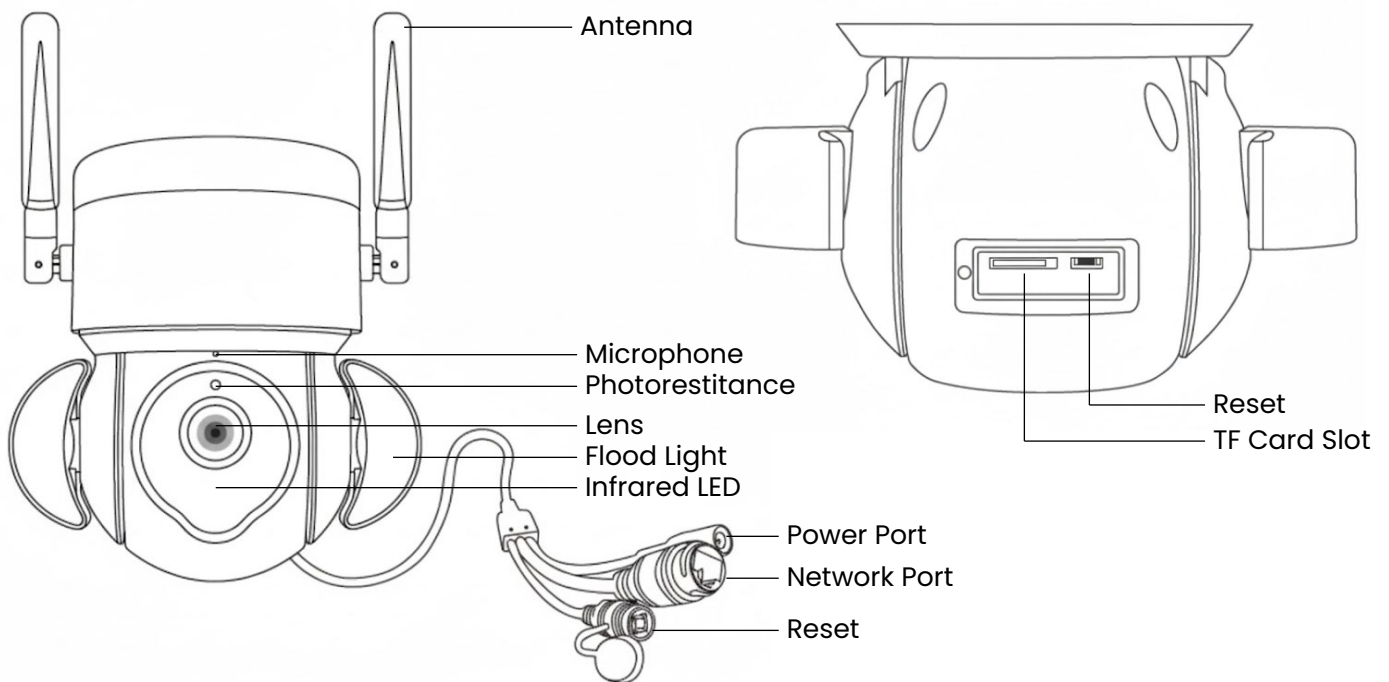
Integrated LED floodlights enable full-color night vision and enhance outdoor lighting, improving visibility while acting as a visual deterrent to intruders.

Smart AI algorithms accurately detect human movement and automatically track targets, minimizing false alarms and enhancing active security response.

Built-in microphone and speaker allow real-time two-way communication, enabling users to warn intruders or interact with visitors directly from the app.

The IP66-rated housing ensures dependable outdoor performance, while full integration with the Tuya Smart Life platform enables remote control, alerts, and flexible cloud or Micro SD storage options.

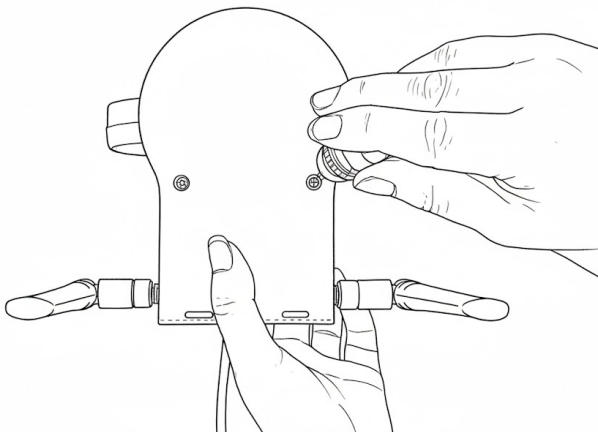
## Product Diagram



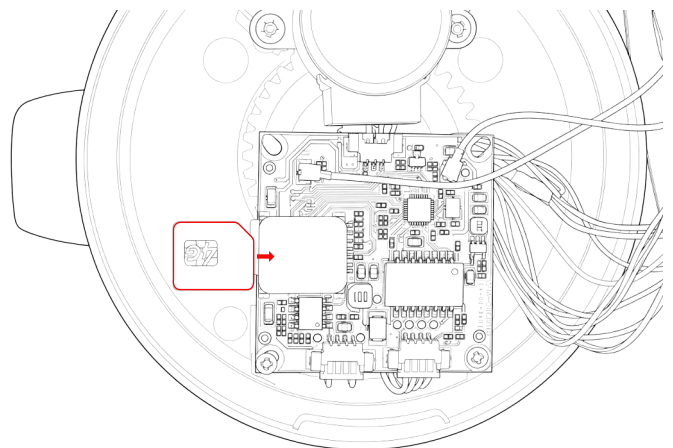
## Technical Parameter

Parameter	Specification
Image Sensor	CMOS 3MP
Lens Options	2.9 mm / 6 mm / 16 mm (5–50 mm for 10× optical zoom)
Viewing Angle	Pan 355°, Tilt 90°, nearly full panoramic coverage
Night Vision	Full-color night mode, IR range up to 50 m
Audio	Two-way audio with integrated mic & speaker
Alarm System	Built-in siren, external I/O alarm supported
Video Compression	H.265 high-efficiency codec
Material	IP66 outdoor waterproof
Power Supply	AC/DC adapter as per configuration

## SIM Card Installations

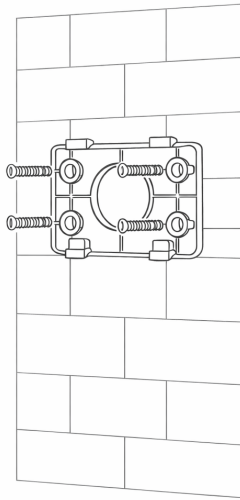


Unscrew the Device

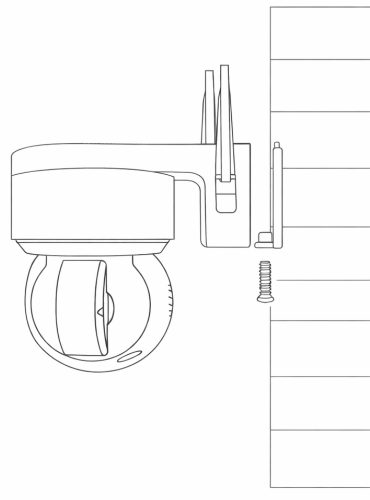


Insert The SIM Card

# Installation Method



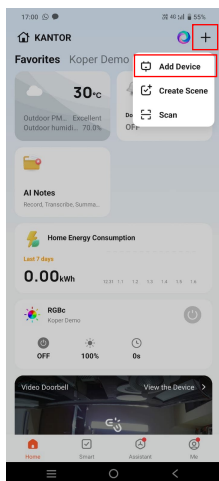
Install The Bracket



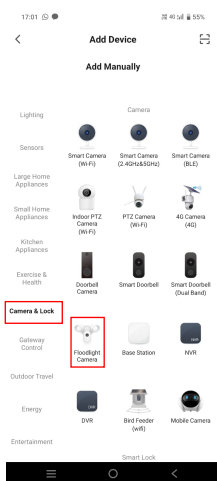
Install The Camera

# Pairing Instruction

Make sure the indicator is flashing quickly or a prompt tone is heard click "Next". 5. scan the QR code from 15-20cm away as shown, hold the phone steady without shaking about 5 seconds, the camera will scan successfully. 6. It may take 5-60 seconds for the APP to search for the device on the Internet, and then wait for the connection to complete.



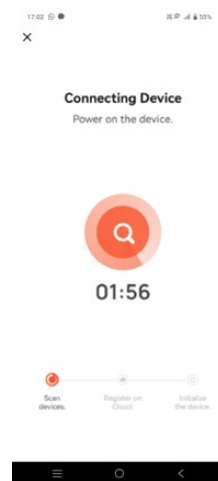
Add New Device



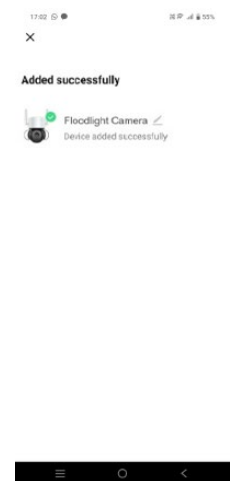
Select Device Type



Point The QR To The Device

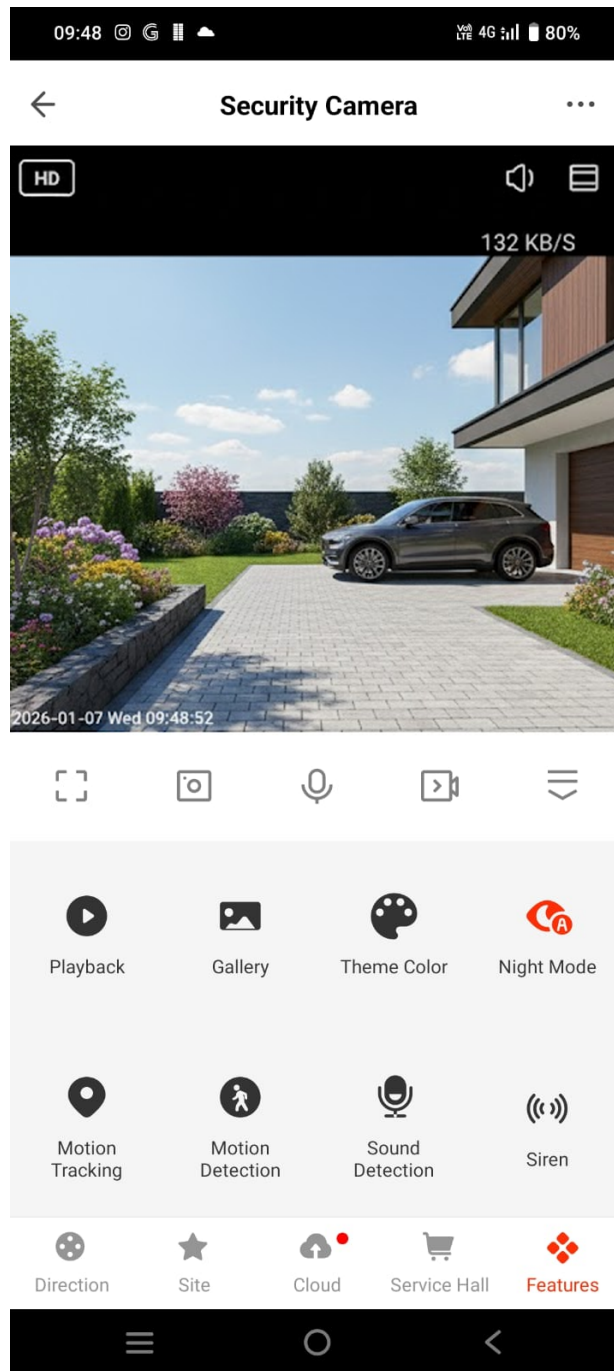


Pairing on Progress



Device Ready

# Device Function





**Teralux Office**

Komp. Ruko Harmoni Mas, Jl. Jemb. Dua Raya  
No.15 blok A, RT.1/RW.3, Pejagalan, Penjaringan,  
North Jakarta City, Jakarta 14450

[teraluxliving.com](http://teraluxliving.com)