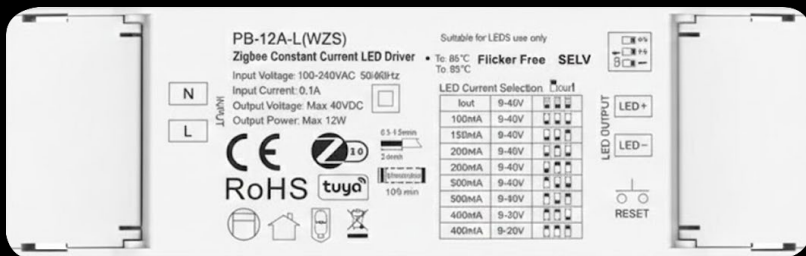




# Teralux PB-12A-L(WZS) User Manual

Zigbee Constant Current Single Color LED Driver

CE RoHS **emc** RED



**Teralux Office**

Komp. Ruko Harmoni Mas, Jl. Jemb. Dua Raya  
No.15 blok A, RT.1/RW.3, Pejagalan, Penjaringan,  
North Jakarta City, Jakarta 14450

# Teralux PB-12A-L (WZS)

## Zigbee Constant Current Single Color LED Driver

The Clario Driver Series PLDZIG-PB-12A-2(WZS) is a Zigbee 3.0-enabled, 12W constant current LED driver from TERALUX, perfect for modern indoor lighting. It accepts a 100-240VAC input and provides two channels with configurable current output options from 150mA to 450mA (10-42VDC).

This driver offers flicker-free 0-100% dimming and supports comprehensive smart control via the Tuya App and voice commands (Alexa, Google, Amazon ECHO, TmallGenie). Its features include robust Zigbee mesh networking, easy current selection via DIP switch, and full protection circuitry, making it ideal for downlight, spotlight, and decorative applications in residential and commercial environments.

### Features

Tuya smart APP cloud control, support color temp and brightness adjust, delay turn on/off, timer run, scene edit, sleep wake-up and biorhythms function.

Voice control, support for Amazon Alexa, Google Assistant, Tmall Genie and Xiaodu voice assistant.

Can relay and route to each other, up to 1.5 hops.

Match with Zigbee 3.0 remote or scene panel control.

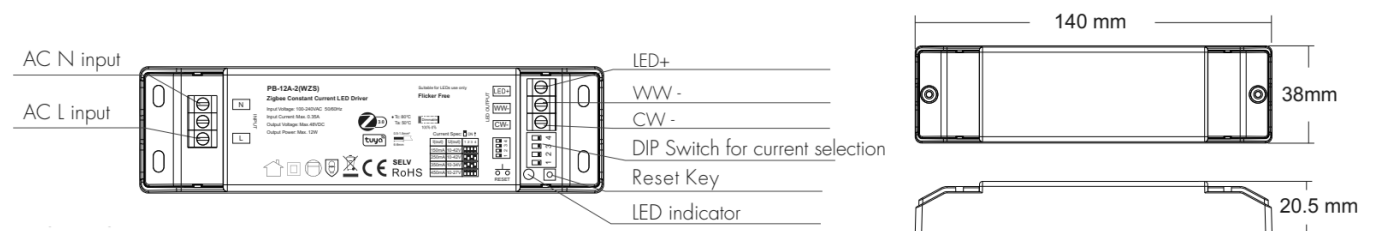
Reset key for clearing network connection.

Universal AC input / Full range.

2ch constant current output, configurable current via DIP switch.

Overload / Short circuit protection, recover automatically.

### Mechanical Structure



## Teralu PB-12A-L (WZS)

### Zigbee Constant Current Single Color LED Driver


Engineered for modern smart lighting, this driver delivers smooth, accurate CCT adjustment with dependable efficiency and compatibility with Zigbee systems.

Category	Item	Specification
Output	Output Voltage	9–45VDC
	Max Output Voltage	48VDC
	Output Current	100–450mA
	Output Power	Max. 12W
	Dimming Range	0–100%, dimming depth: 0.5%
	PWM Frequency	4KHz
	Current Accuracy	±5%
	Ripple & Noise	<100mV
	Input Voltage Range	100–240VAC
	Frequency Range	50.60Hz
Input	Efficiency	>80% / 230VAC
	Alternating Current	0.3A / 115VAC, 0.15A / 230VAC
	Anti Surge	L-N: 1KV
	Inrush Current	Cold start 27A at 230VAC
	Leakage Current	<0.5mA / 230VAC
	No Load Power	<2W




















# Technical Parameter

## Zigbee Constant Current Single Color LED Driver

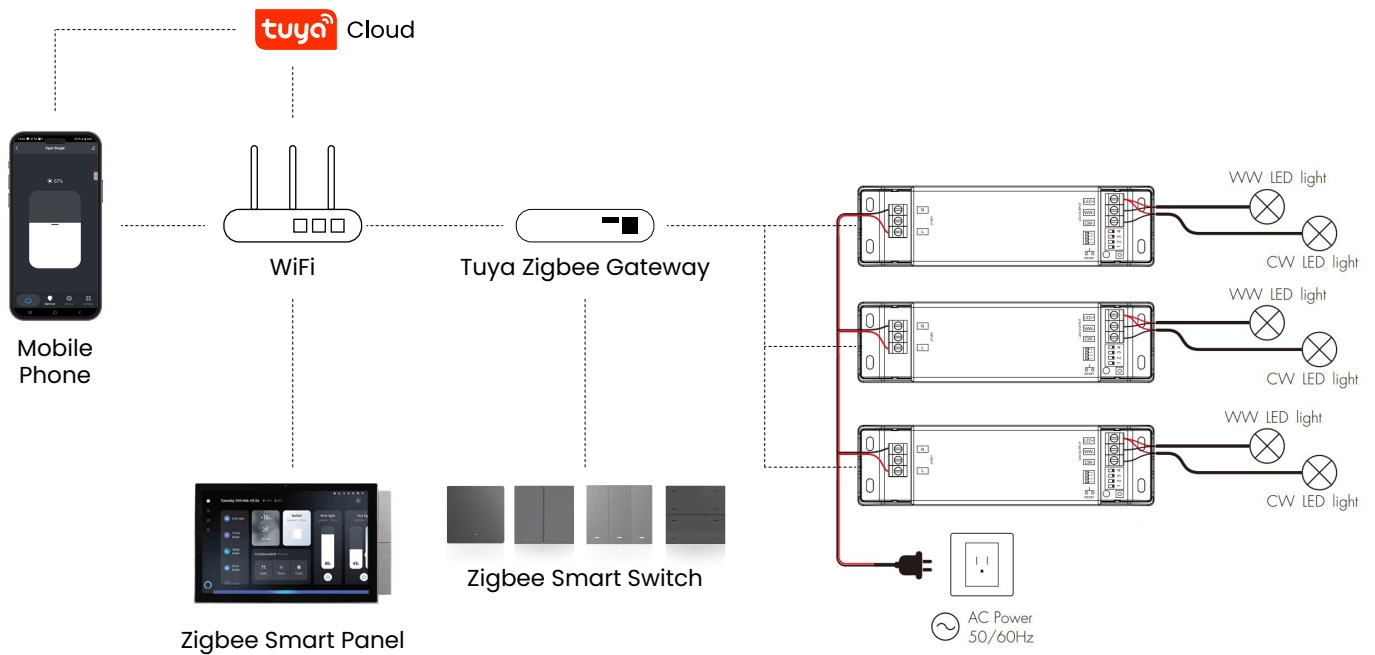
A compact and reliable LED driver designed for stable CCT control, ensuring consistent performance across various lighting applications.

Category	Item	Specification
Protection	Overload	Hiccup, recovers automatically after fault is removed
	Short Circuit	Hiccup, recovers automatically after fault is removed
Environment	Working Temperature	-20°C ~ 50°C
	T-case Max	80°C
	Working Humidity	20%~90%RH, non-condensing
	Storage Temp/Humidity	-40°C~80°C, 10%~95%RH
	Temperature Coefficient	±0.03%/°C (0-50%)
	Vibration Resistance	10-500Hz, 2G, 6min/cycle, X/Y/Z axes / 2min
	IP Rating	IP20
Safety & EMC	Security Specifications	IEC/EN61347-1, IEC/EN61347-2-13
	Withstand Voltage	I/P-O/P: 3750VAC
	Insulation Resistance	I/P-O/P: 100MΩ / 500VDC / 25°C / 70%RH
	EMC Emission	EN61000-3-2 Class C, IEC61000-3-3
	EMC Immunity	EN61000-4-2,3,4,5,6,8,11, EN61547
	Certifications	CE RoHS  RED

### LED Current Selection

Model	  	 	 	 	 	 	 	 	 
PB-12A-L(WZS)	Output Voltage	9-45V	9-45V	9-45V	9-45V	9-40V	9-34V	9-30V	9-26V
	Output Current	100mA	150mA	200mA	250mA	300mA	350mA	400mA	450mA

# System Wiring



## Note:

The above distance is measured in a spacious, obstacle-free environment. Please refer to the actual test distance before installation.

Please check if the WiFi router is using the 2.4G band. The 5G band is not supported, and do not hide your router network.

Please keep the LED driver close to the router and ensure stable WiFi signals.

Users must use the Tuya ZigBee gateway to enable remote control and voice control (the smart panel includes a built-in ZigBee gateway function).

## APP Operating Instructions

### Network Pairing

To begin network pairing, download the Tuya Smart App and register an account, then search for and add the Tuya ZigBee gateway device. Quickly press the RESET button five times, or power the device on and off five times, to clear any previous network connection. The device will enter pairing mode, indicated by the output light breathing or blinking. Once the gateway is ready, search for and add a new device. If the connection is successful, the ZBS-CCT device will appear in the Tuya App.



**Teralux Office**

Komp. Ruko Harmoni Mas, Jl. Jemb. Dua Raya  
No.15 blok A, RT.1/RW.3, Pejagalan, Penjaringan,  
North Jakarta City, Jakarta 14450

[teraluxliving.com](http://teraluxliving.com)